

Now Yesterday

Search:

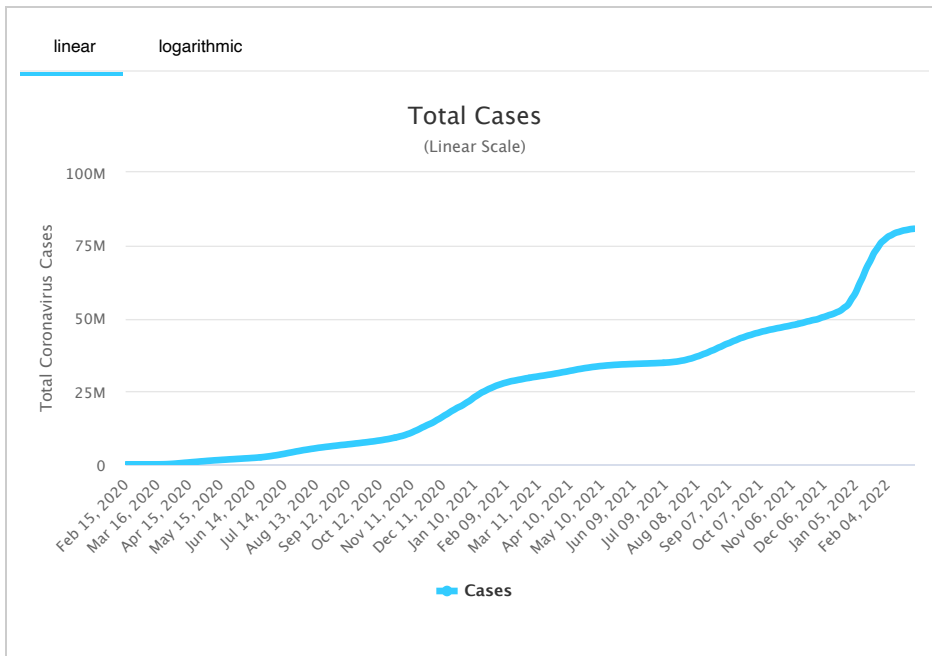
#	USA State	Total Cases	New Cases	Total Deaths	New Deaths	Total Recovered	Active Cases	Tot Cases/ 1M pop	Deaths/ 1M pop	Total Tests
	USA Total	80,697,924		977,402		53,730,805	25,989,717	243,798	2,953	951,5
1	California (/coronavirus/usa/california/)	8,979,639		85,748		N/A	N/A	227,262	2,170	147,6
2	Texas (/coronavirus/usa/texas/)	6,634,456		85,404		N/A	N/A	228,807	2,945	60,3
3	Florida (/coronavirus/usa/florida/)	5,852,536		70,247		4,222,786	1,559,503	272,493	3,271	54,1
4	New York (/coronavirus/usa/new-york/)	5,075,270		67,899		2,871,245	2,136,126	260,892	3,490	100,9
5	Illinois (/coronavirus/usa/illinois/)	3,033,061		36,953		2,831,699	164,409	239,355	2,916	54,7
6	Pennsylvania (/coronavirus/usa/pennsylvania/)	2,758,150		43,332		N/A	N/A	215,447	3,385	24,8
7	Ohio (/coronavirus/usa/ohio/)	2,654,991		36,822		2,584,312	33,857	227,134	3,150	21,6
8	North Carolina (/coronavirus/usa/north-carolina/)	2,590,748		22,608		2,534,052	34,088	247,018	2,156	25,8
9	Georgia (/coronavirus/usa/georgia/)	2,466,525		35,529		1,625,829	805,167	232,309	3,346	23,1
10	Michigan (/coronavirus/usa/michigan/)	2,360,399		34,505		1,421,905	903,989	236,351	3,455	23,5
11	New Jersey (/coronavirus/usa/new-jersey/)	2,168,631		32,951		1,679,870	455,810	244,155	3,710	17,3
12	Tennessee (/coronavirus/usa/tennessee/)	2,006,591		24,495		N/A	N/A	293,826	3,587	12,3
13	Arizona (/coronavirus/usa/arizona/)	1,976,890		27,946		1,850,265	98,679	271,599	3,839	18,2
14	Indiana (/coronavirus/usa/indiana/)	1,682,222		22,880		1,483,467	175,875	249,876	3,399	18,9
15	Massachusetts (/coronavirus/usa/massachusetts/)	1,672,594		23,488		N/A	N/A	242,669	3,408	40,9
16	Virginia (/coronavirus/usa/virginia/)	1,641,438		18,811		N/A	N/A	192,307	2,204	18,4
17	Wisconsin (/coronavirus/usa/wisconsin/)	1,572,682		13,351		N/A	N/A	270,107	2,293	15,2

18	South Carolina (/coronavirus/usa/south-carolina/)	1,461,426	16,912	960,355	484,159	283,843	3,285	15,5
19	Washington (/coronavirus/usa/washington/)	1,423,990	11,866	N/A	N/A	187,001	1,558	11,4
20	Minnesota (/coronavirus/usa/minnesota/)	1,415,652	12,311	1,397,019	6,322	251,019	2,183	18,7
21	Missouri (/coronavirus/usa/missouri/)	1,397,482	19,069	892,091	486,322	227,698	3,107	14,2
22	Colorado (/coronavirus/usa/colorado/)	1,314,678	12,521	822,560	479,597	228,293	2,174	16,6
23	Alabama (/coronavirus/usa/alabama/)	1,280,351	18,287	N/A	N/A	261,126	3,730	7,2
24	Kentucky (/coronavirus/usa/kentucky/)	1,280,109	13,900	N/A	N/A	286,527	3,111	13,5
25	Louisiana (/coronavirus/usa/louisiana/)	1,225,637	16,606	N/A	N/A	263,646	3,572	14,5
26	Oklahoma (/coronavirus/usa/oklahoma/)	1,021,849	12,990	N/A	N/A	258,240	3,283	5,4
27	Maryland (/coronavirus/usa/maryland/)	1,002,634	14,135	N/A	N/A	165,843	2,338	18,8
28	Utah (/coronavirus/usa/utah/)	923,130	4,417	899,772	18,941	287,942	1,378	9,2
29	Iowa (/coronavirus/usa/iowa/)	838,723	9,085	N/A	N/A	265,833	2,879	8,4
30	Arkansas (/coronavirus/usa/arkansas/)	820,677	10,579	804,975	5,123	271,945	3,506	6,5
31	Mississippi (/coronavirus/usa/mississippi/)	790,168	12,100	766,449	11,619	265,500	4,066	6,0
32	Kansas (/coronavirus/usa/kansas/)	766,045	7,946	694,839	63,260	262,946	2,727	2,2
33	Connecticut (/coronavirus/usa/connecticut/)	723,559	10,443	679,907	33,209	202,946	2,929	15,0
34	Oregon (/coronavirus/usa/oregon/)	694,649	6,648	517,237	170,764	164,697	1,576	10,4
35	Nevada (/coronavirus/usa/nevada/)	684,031	9,716	537,713	136,602	222,077	3,154	6,8
36	New Mexico (/coronavirus/usa/new-mexico/)	512,120	6,925	466,377	38,818	244,235	3,303	6,5
	West Virginia	490,544	6,339	481,630	2,575	273,719	3,537	5,7

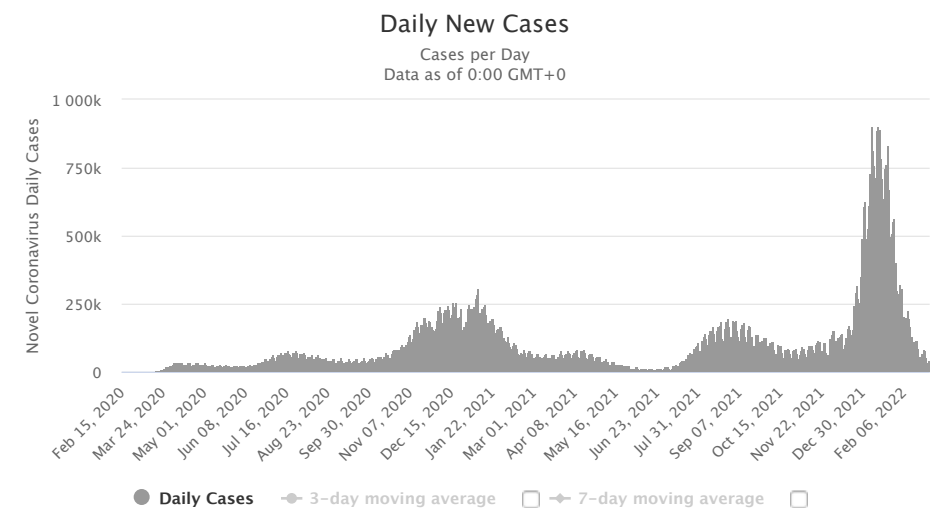
37	(/coronavirus/usa/west-virginia/)								
38	Nebraska (/coronavirus/usa/nebraska/)	453,569		3,956	N/A	N/A	234,474	2,045	5,11
39	Idaho (/coronavirus/usa/idaho/)	427,738		4,763	152,062	270,913	239,352	2,665	2,7
40	Rhode Island (/coronavirus/usa/rhode-island/)	356,095		3,413	N/A	N/A	336,141	3,222	7,4
41	New Hampshire (/coronavirus/usa/new-hampshire/)	298,626		2,387	294,840	1,399	219,625	1,756	4,4
42	Montana (/coronavirus/usa/montana/)	267,231		3,189	262,652	1,390	250,034	2,984	2,6
43	Delaware (/coronavirus/usa/delaware/)	256,656		2,711	246,421	7,524	263,571	2,784	1,0
44	North Dakota (/coronavirus/usa/north-dakota/)	238,207		2,194	234,953	1,060	312,582	2,879	6
45	Hawaii (/coronavirus/usa/hawaii/)	236,269		1,334	N/A	N/A	166,872	942	3,5
46	South Dakota (/coronavirus/usa/south-dakota/)	236,056		2,808	228,829	4,419	266,833	3,174	2,0
47	Alaska (/coronavirus/usa/alaska/)	231,645		1,130	153,380	77,135	316,652	1,545	4,0
48	Maine (/coronavirus/usa/maine/)	227,332		2,065	N/A	N/A	169,119	1,536	4,7
49	Wyoming (/coronavirus/usa/wyoming/)	155,184		1,741	153,129	314	268,132	3,008	1,3
50	District Of Columbia (/coronavirus/usa/district-of-columbia/)	134,623		1,319	N/A	N/A	190,752	1,869	3,0
51	Vermont (/coronavirus/usa/vermont/)	112,364		598	103,059	8,707	180,074	958	3,3
52	Puerto Rico	473,523		4,114	259,543	209,866	139,808	1,215	3,8
53	Guam	44,846		330	41,133	3,383			4
54	United States Virgin Islands	15,402		109	15,203	90			3
55	Northern Mariana Islands	9,724		30	8,967	727			!
56	American Samoa	84			N/A	N/A			
57	Veteran Affairs	607,927		20,819	579,688	7,420			7,9
58	US Military	599,043		678	531,445	66,920			
59	Federal Prisons	68,891		294	N/A	N/A			1

60	Navajo Nation	52,441	1,649	50,546	246			4
61	Grand Princess Ship	122	7	115	0			
62	Wuhan Repatriated	3		3	0			
63	Diamond Princess Ship	46		46	0			
	Total:	80,697,924	977,402	53,730,805	25,989,717	243,798	2,953	951,5

Total Coronavirus Cases in the United States

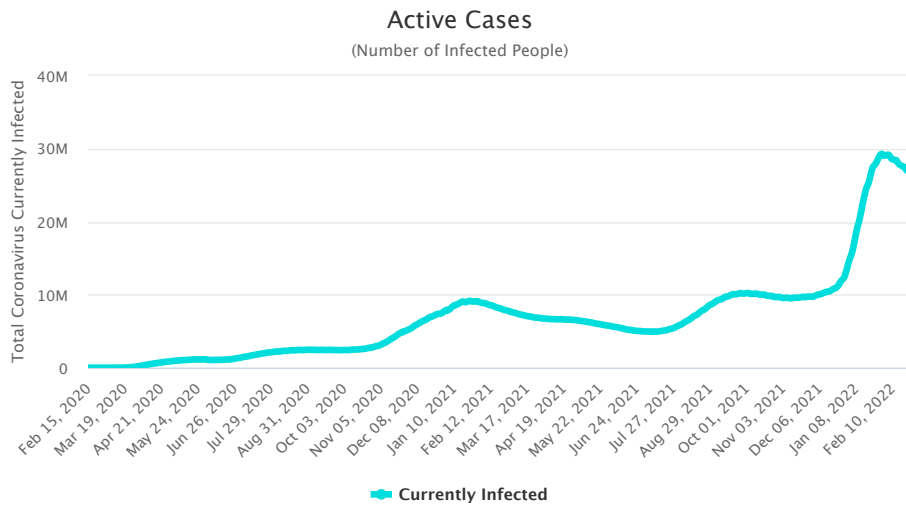


Daily New Cases in the United States

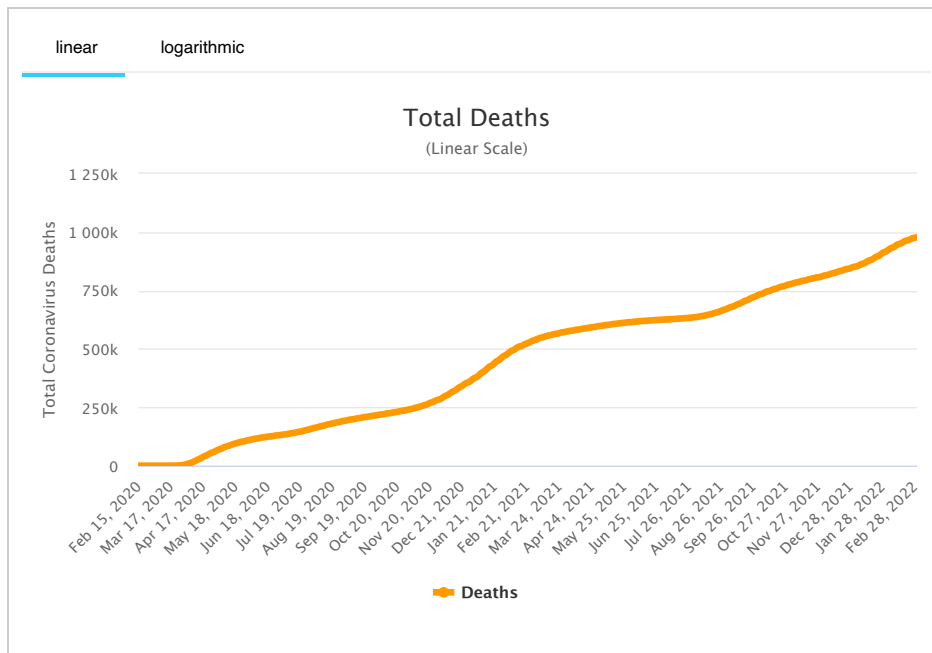


See also: [Daily Deaths Graph](#)

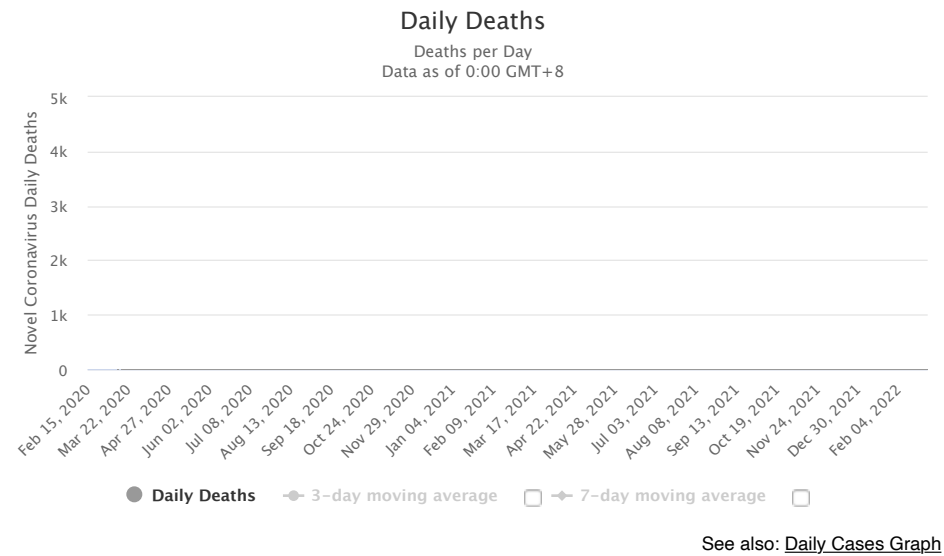
Active Cases in the United States



Total Coronavirus Deaths in the United States



Daily New Deaths in the United States



Latest News

March 1 (GMT)

Updates

- 41,899 new cases and 1,451 new deaths in [the United States \(/coronavirus/country/us/\)](#)

February 28

February 27

February 26

February 25

February 24

[View More News](#)

Historical account of the initial stages of the epidemic in the United States

Content:

- First 20 cases in the United States
- Progression of first suspected cases
- Timeline of initial events
- Sources for the historical account

First 20 cases in the United States

Information collected on the first 20 domestic cases (not including repatriated cases and Diamond Princess cruise ship evacuee cases) is presented in the table below:

State	Cases	Sex	Age	Date	Case #	Location	Source
Oregon	1			Feb. 29	17 th	Washington C.	
Washington	2			Feb. 29	18, 19 th		
	1	M	30s	Jan. 21	1 st	Snohomish	[7]
Illinois	1			Mar. 1	20 th		
	1	M	60s	Jan. 30	6 th	Chicago	[12]
	1	F	60s	Jan. 24	2 nd	Chicago	[8]
California	2	unkn.	unkn.	Jan. 26	3 rd , 4 th	Orange C., L.A.	[9]
	1	M	adult	Jan. 31	7 th	Santa Clara C.	[17][18]
	1	F	unkn.	Feb. 2	9 th	Santa Clara C.	
	1	M	57	Feb. 2	10 th	San Benito C.	
	1	F	57	Feb. 2	11 th	San Benito C.	
	1		65	Feb. 28	16 th	Santa Clara C.	
	1			Feb. 21	13 th	Humboldt C.	
	1			Feb. 21	14 th	Sacramento C.	
	1			Feb. 26	15 th	[Northern California]	
Massachusetts	1	M	20s	Feb. 1	8 th	Boston	[16]
Arizona	1	unkn.	student	Jan. 26	5 th	Maricopa County	
Wisconsin	1			Feb. 5	12 th	Madison	

Patients Under Investigation (PUI) in the United States

CDC in the early stages released information regarding the number of cases and people under investigation that was updated regularly on Mondays, Wednesdays, and Fridays. Below we provide the historical reports that we were able to gather in order to track the progression in the number of suspected cases and US states involved through time in the initial stages

As of Feb. 10:

<i>Number of U.S. States with PUI</i>	<i>36</i>
Positive	12
Negative	318
Pending (specimens awaiting testing)	68
TOTAL	398

As of Feb. 7:

<i>Number of U.S. States with PUI</i>	<i>36</i>
Positive	12
Negative	225
Pending (specimens awaiting testing)	100
TOTAL	337

As of Feb. 5:

<i>Number of U.S. States with PUI</i>	<i>36</i>
Positive	11
Negative	206
Pending (specimens awaiting testing)	76
TOTAL	293

As of Feb. 3:

<i>Number of U.S. States with PUI</i>	<i>36</i>
Positive	11
Negative	167
Pending (specimens awaiting testing)	82
TOTAL	260

As of January 31:




<i>Number of U.S. States with PUI</i>	<i>36</i>
Positive	6
Negative	114
Pending (specimens awaiting testing)	121
TOTAL	241

Previously, as of January 29, there were 92 suspected cases awaiting testing.

--	--

Number of U.S. States with PUI	36
Positive	5
Negative	68
Pending (specimens awaiting testing)	92
TOTAL	165

Timeline of Events

-  On January 31, HHS declared Coronavirus a Public Health Emergency in the US (<https://www.hhs.gov/about/news/2020/01/31/secretary-azar-declares-public-health-emergency-us-2019-novel-coronavirus.html>)
As of Jan. 31, the Wuhan coronavirus is officially a public health emergency in the United States, Alex Azar, secretary of the US Department of Health and Human Services (HHS), announced at a White House press briefing.
-  On Jan. 31, the U.S. Centers for Disease Control and Prevention (CDC) **issued a federal quarantine for 14 days** affecting the 195 American evacuees from Wuhan, China. Starting Sunday, Feb. 2, U.S. citizens, permanent residents and immediate family who have visited China's Hubei province will undergo a **mandatory 14 days quarantine** and, if they have visited other parts of China, they would be screened at airports and asked to self-quarantine for 14 days. The last time the CDC had issued a quarantine was over 50 years ago in the 1960s, for smallpox.
-  President Donald Trump signed an order on Jan. 31 for the U.S. to **deny entry to foreign nationals who traveled to China** within the preceding two weeks, aside from the immediate family of U.S. citizens.
- On Jan. 30, the CDC had confirmed the **first case of person to person transmission in the U.S.:** ^[12] the husband of the Chicago, Illinois case who had returned from Wuhan, China on Jan. 13 and who tested positive for the virus on Jan. 24).
- CDC stated on Jan. 30 that "It is likely there will be more cases of 2019-nCoV reported in the U.S. in the coming days and weeks, including more person-to-person spread."^[12]
- The virus had been confirmed in **5 states**.
- On Jan. 31, **New York City** health officials vehemently denied the rumor regarding a coronavirus case in the city. ^[13] On Feb. 1, however, the city's health commissioner did report that there was a test being performed on a person under 40 who had returned from China, developed matching symptoms, and tested negative to the seasonal flu.
- Most US patients had recently visited Wuhan.**
- All of the first five U.S. cases were described as **mild**.
- A study on the first US case of novel coronavirus detailed mild symptoms followed by pneumonia (https://www.cnn.com/2020/01/31/health/washington-coronavirus-study-nejm/index.html?utm_term=link&utm_medium=social&utm_content=2020-02-01T00)

U.S. Airlines suspended ALL flights between the U.S. and China

On Friday, January 31, Delta, American and United announced they would temporarily suspend all of their mainland China flights in response to the coronavirus outbreak.^[14]

Prior to this January 31 announcement:

- UNITED AIRLINES**
on Jan. 28 had announced it would cut 24 flights between the U.S. and China for the first week of February.
- AMERICAN AIRLINES**

on Jan. 29 had announced it would suspend flights from Los Angeles to Shanghai and Beijing from Feb. 9 through March 27, 2020. It will maintain its flight schedules (10 daily A/R) from Dallas-Fort Worth to Shanghai and Beijing, as well as from Los Angeles and Dallas-Fort Worth to Hong Kong.

- **DELTA**

had not adjusted its schedule of direct flights from the U.S. to China. It is the only airline with direct flights to not take action so far.

The White House was considering issuing a ban on flights between the United States and China, as of late Jan. 28^[11]. Italy has announced on January 31 that it was suspending all flights to and from China following the first 2 cases of coronavirus in Italy.

Travel Alert: Do Not Travel to China

- The U.S. State Department on January 30 issued a **Level 4: Do Not Travel to China Alert** (<https://travel.state.gov/content/travel/en/traveladvisories/traveladvisories/china-travel-advisory.html>) ^[4] (the highest level of alert).
- Previously, on January 29, the advisory was set at a lower "Level 3: Reconsider Travel" advising not to travel to Hubei Province: (Level 4) and reconsider travel to the remainder of China (Level 3).
- The CDC on Jan. 28 issued a Level 3 Warning (<https://wwwnc.cdc.gov/travel/notices/warning/novel-coronavirus-china>), recommending that travelers **avoid all nonessential travel to China** ^[5].

Screening incoming passengers at 20 airports in the U.S.

On January 17, the CDC announced that 3 airports in the United States would begin screening incoming passengers from China: SFO, JFK, and LAX ^[6] Other 2 airports were added subsequently, and on January 28, the U.S. Department of Health and Human Services (HHS) announced that 15 additional U.S. airports (bringing the total to 20) would begin screening incoming travelers from China.

Below is the complete list of airports where screening for the 2019 Novel Coronavirus (2019-nCoV) is in place:

- Los Angeles International (LAX)
- San Francisco International (SFO)
- Chicago O'Hare
- New York JFK
- Atlanta Hartsfield-Jackson International
- Houston George Bush Intercontinental
- Dallas-Fort Worth International
- San Diego International
- Seattle-Tacoma International
- Honolulu International
- Anchorage Ted Stevens International
- Minneapolis-St. Paul International
- Detroit Metropolitan
- Miami International
- Washington Dulles International

- Philadelphia International
- Newark Liberty International
- Boston Logan International
- El Paso International
- Puerto Rico's San Juan Airport

Sources for the historical account

1. Novel Coronavirus (2019-nCoV) situation reports (<https://www.who.int/emergencies/diseases/novel-coronavirus-2019/situation-reports/>) - World Health Organization (<https://www.who.int/>) (WHO)
2. 2019 Novel Coronavirus (2019-nCoV) in the U.S (<https://www.cdc.gov/coronavirus/2019-ncov/cases-in-us.html>) - U.S. Centers for Disease Control and Prevention (<https://www.cdc.gov/>) (CDC)
3. Symptoms of Novel Coronavirus (2019-nCoV) (<https://www.cdc.gov/coronavirus/2019-ncov/about/symptoms.html>) - CDC
4. China Travel Advisory (<https://travel.state.gov/content/travel/en/traveladvisories/traveladvisories/china-travel-advisory.html>) - U.S. State Department, accessed January 31, 2020.
5. Novel Coronavirus in China - Warning - Level 3, Avoid Nonessential Travel (<https://wwwnc.cdc.gov/travel/notices/warning/novel-coronavirus-china>) - CDC, January 28, 2020.
6. Public Health Screening to Begin at 3 U.S. Airports for 2019 Novel Coronavirus ("2019-nCoV") (<https://www.cdc.gov/media/releases/2020/p0117-coronavirus-screening.html>) - CDC January 17, 2020
7. First Travel-related Case of 2019 Novel Coronavirus Detected in United States (<https://www.cdc.gov/media/releases/2020/p0121-novel-coronavirus-travel-case.html>) - CDC, January 21, 2020
8. Second Travel-related Case of 2019 Novel Coronavirus Detected in United States (<https://www.cdc.gov/media/releases/2020/p0124-second-travel-coronavirus.html>) - CDC, January 24, 2020
9. CDC confirms additional cases of 2019 Novel Coronavirus in United States (<https://www.cdc.gov/media/releases/2020/s0126-coronavirus-new-cases.html>) - CDC, January 26, 2020
10. 2019 Novel Coronavirus (2019-nCoV) in the U.S. (<https://www.cdc.gov/coronavirus/2019-ncov/cases-in-us.html>) - CDC, Updated January 29, 2020
11. White House considers ban on flights to China amid coronavirus outbreak (<https://eu.usatoday.com/story/travel/news/2020/01/28/white-house-considers-ban-china-flights-amid-coronavirus-outbreak/4602839002/>) - USA Today, Jan. 28, 2020
12. CDC Confirms Person-to-Person Spread of New Coronavirus in the United States (<https://www.cdc.gov/media/releases/2020/p0130-coronavirus-spread.html>) - CDC Press Release, Jan. 30, 2020
13. NYC Officials Deny Report Of Coronavirus Amid Confusion (<https://www.forbes.com/sites/sergeiklebnikov/2020/01/31/nyc-officials-deny-report-of-coronavirus-amid-confusion/#351e47b5652c>) - Forbes, Jan. 31, 2020
14. Delta, American, United to suspend all China mainland flights as coronavirus crisis grows (<https://eu.usatoday.com/story/travel/2020/01/31/coronavirus-china-flight-ban-delta-cuts-all-flights-white-house/4620989002/>) - USA Today, Jan. 31, 2020
15. Secretary Azar Declares Public Health Emergency for United States for 2019 Novel Coronavirus (<https://www.hhs.gov/about/news/2020/01/31/secretary-azar-declares-public-health-emergency-us-2019-novel-coronavirus.html>) - U.S. Department of Health and Human Services (HHS), Jan. 31, 2020
16. Man returning from Wuhan, China is first case of 2019 Novel Coronavirus confirmed in Massachusetts (<https://www.mass.gov/news/man-returning-from-wuhan-china-is-first-case-of-2019-novel-coronavirus-confirmed-in>) - Massachusetts Department of Public Health, Feb. 1, 2020
17. County of Santa Clara Public Health Department Reports First Case of Novel (new) Coronavirus (<https://www.sccgov.org/sites/phd/news/Pages/novel-coronavirus-1-31-2020.aspx>) - Santa Clara County Public Health, Jan. 31, 2020
18. Coronavirus: First case confirmed in Santa Clara County (<https://www.mercurynews.com/2020/01/31/santa-clara-coronavirus/>) - Mercury News, Jan. 31, 2020

worldometer (/)

[about \(/about/\)](#) | [faq \(/faq/\)](#) | [languages \(/languages/\)](#) | [contact \(/contact/\)](#) | [report coronavirus cases \(/report_us/\)](#)

 ([newsletter-subscribe/](#))  (<https://twitter.com/Worldometers>)  (<https://www.facebook.com/Worldometers.info>)

© Copyright Worldometers.info - All rights reserved - [Disclaimer & Privacy Policy \(/disclaimer/\)](#)